

Genesee County



20 Identities...

ONE Genesee Community

Sales Tax & Water Agreements
Working Committee

Presentation Agenda

- Introduction – Co Manager Jay Gsell & Asst Co Manager Matt Landers
- Countywide Water Project Background and Status – Co Highway Supt Tim Hens
- Water Master Planning and Construction Estimates – Tom Carpenter/CPL
- Proposed Water Supply Agreement Changes – Co Attorney Kevin Earl
- Questions & next steps

Water Project Background & Status

- Planning/Concepts/Design
- Municipal Agreements
- Construction/Expansion
- Funding
- Cash Flow
- Going Forward

Planning

- Driving Factors Behind the Project
 - *Poor Water Quality*
 - Bacteria, Nitrates & Hardness
 - *Contamination*
 - Lehigh Valley TCE Spill
 - Bennett Heights
 - *Threat to Source Supply*
 - Landfills
 - Industrial Areas and Railroads
 - *Regionalization*

Concepts

- Four alternatives for consolidated water supply originally developed:
 - *MCWA*
 - *MCWA/ECWA*
 - *Batavia/Village of LeRoy*
 - *MCWA/ECWA/Batavia/Village of LeRoy*

Concepts (cont'd)

- Alternatives were studied using the following criteria:
 - *Source, Treatment & Reliability*
 - *System Design and Capital Costs*
 - *Developmental Impacts*
 - *Future Considerations and Growth*

Design

- Originally Two Phases

- *Phase I – Bergen, Byron, LeRoy, Stafford, Batavia, Oakfield, Pembroke, Darien and Pavilion (\$30.3 M)*
- *Phase II – Alabama, Elba, Alexander and Bethany (Paid for by Phase I Cash Surplus)*
 - Expected EPA Rule Changes Never Occurred
 - 9/11 & Great Recession
 - Lower Water Usage

Design (cont'd)

Water Service Providers

MCWA Retail:

- Bergen
- Byron
- LeRoy (Village)
- Stafford
- Pembroke (Corfu)
- Darien
- Pavilion

Genesee County Wholesale:


- Oakfield (Village/Town)
- Town of Batavia/Alexander/Elba
- City of Batavia
- Village of Elba

Municipal Agreements

- 33 Inter-municipal Agreements negotiated regarding Water Supply
 - *MCWA-Genesee County*
 - Construction/Operation
 - Water Supply
 - Facility Lease
 - Supplemental Supply
 - Take or Pay
 - *City of Batavia-Genesee County*
 - Facility Lease
 - Operations and Maintenance
 - *Water Supply Agreements (Town & Village)*

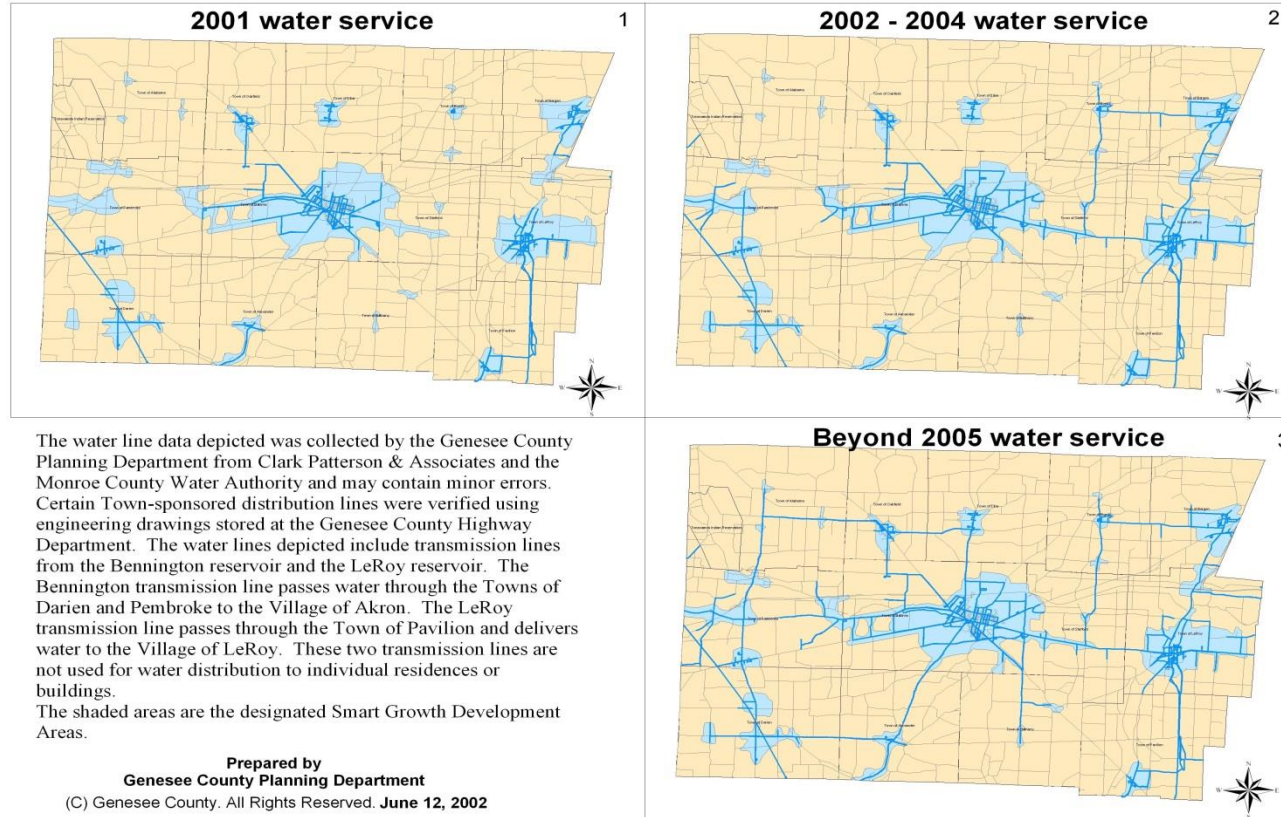
Construction

- Initial Contracts started in January 2000 (15 total)
 - *Temperance Hill Water Storage*
 - *North Rd Booster Pumps*
 - *City of Batavia Plant Upgrades*
 - *Ellicott Street Tank Demolition*
- Phase I Completion June 2002
- Phase IIa/II Never Occurred



Expansion

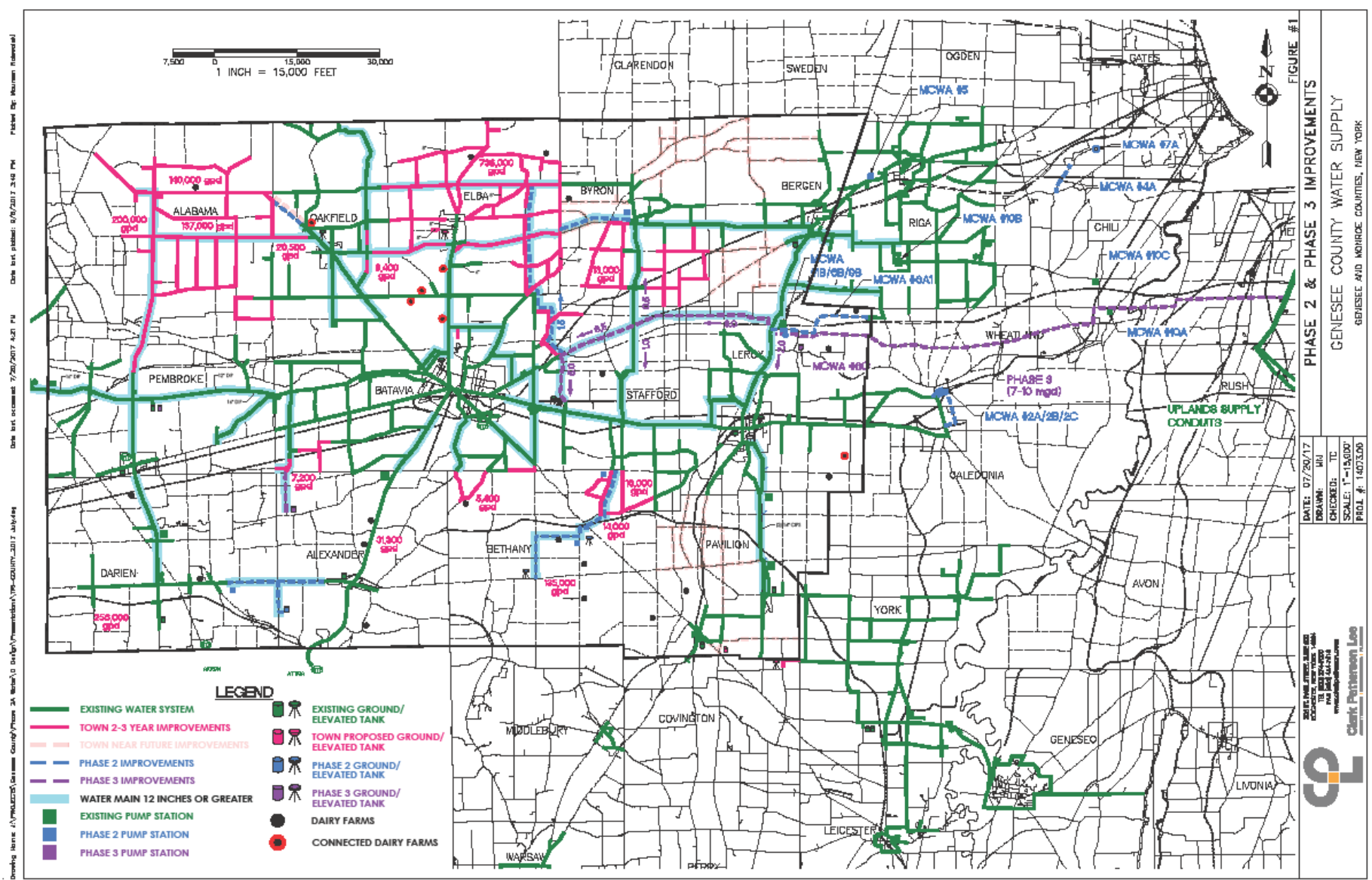
Water Service Timeline Genesee County, New York



The water line data depicted was collected by the Genesee County Planning Department from Clark Patterson & Associates and the Monroe County Water Authority and may contain minor errors. Certain Town-sponsored distribution lines were verified using engineering drawings stored at the Genesee County Highway Department. The water lines depicted include transmission lines from the Bennington reservoir and the LeRoy reservoir. The Bennington transmission line passes water through the Towns of Darien and Pembroke to the Village of Akron. The LeRoy transmission line passes through the Town of Pavilion and delivers water to the Village of LeRoy. These two transmission lines are not used for water distribution to individual residences or buildings. The shaded areas are the designated Smart Growth Development Areas.

Prepared by
Genesee County Planning Department
(C) Genesee County. All Rights Reserved. June 12, 2002

Expansion



Funding

- Phase I Project Costs - \$30,300,000
 - *Grants - \$6.5 million*
 - *NYS Thruway - \$400,000*
 - *Empire State Development - \$275,000*
 - *County Tobacco Proceeds - \$2.9 million*
 - *Water Revenue from City Plant*
 - *Users pay \$0.60/1000 gallon surcharge*
 - *Annual Sales Tax Contribution of \$515,000*
 - *Long Term (30 Yr) Bonding through EFC/MCWA*

Funding

- Original Phase 2 Estimate (1998) - \$29,500,000
- Updated Phase 2 + Phase 3 Estimate (2018) - \$83,900,000
 - *Inflation*
 - *Increased Supply Needs (17 MGD vs 10.0 MGD)*
 - *Increased Water Storage and DPB Needs*
 - *Phase 2 = +/- \$30,000,000*
 - *Phase 3 = +/- \$53,000,000*

Cash Flow

- Revenue (2015)
 - *Sales Tax Contribution* - \$515,000
 - *Water Sales* - \$2,371,628
 - *\$0.60 Surcharge* - \$879,971
 - *Other* - \$4,129
- Total \$3,770,627

Cash Flow

- Expense (2015)
 - *Debt* - \$1,080,995
 - *MCWA Purchase* - \$265,865
 - *Qtrly City O&M* - \$1,294,035
 - *City Master Meter Payment* - \$8,448
 - *City Leakage Payment* - \$109,614
 - *City WTP Rent* - \$550,000
 - *Municipal Payments* - \$107,504
 - *Other* - \$15,000
- Total \$3,431,460

Cash Flow

- 2015 Cash Flow Positive \$339,167
- Water Fund Balance = \$1,889,000
 - *Phase 2 SEQR and Design Costs of \$1,140,000 funded from Water Fund Balance*

Cash Flow

- Planned Sales Tax Contributions Since 2001 (\$515,000/yr)
= \$8,240,000
- Actual Sales Tax Contributions Since 2001 = \$11,657,436
- Other County Support of \$1,142,421
 - TASC
 - *Closed Capital Project Transfers*
- Purchasing Power of \$0.60 from 2001 = \$0.43 in 2017

Current Supply

- Available Supply:
 - *MCWA at North Rd 2.5 MGD*
 - *City WTP 4.5 MGD (Operational)*
 - *MCWA via ECWA 1.68 MGD*
- Current Peak Day Demands
 - *MCWA at North Rd 2.45 MGD*
 - *City WTP 4.75 MGD*
 - *MCWA via ECWA 0.95 MGD*

Projected Supply

- Projected 2019 Deficit of 1.81 MGD
 - *HP Hood Dairy*
 - *STAMP*
 - *Alabama/Elba/Byron/Bethany/Pavilion Districts*
- Peak Day 17 MGD by 2027
 - *Increase of 8 MGD from Current County Total*

Going Forward

- County depends on three sources of revenue
 - *Water Sales - \$2,371,628*
 - City of Batavia = 66% (\$1,565,275)
 - Outside City = 33% (\$806,353)
 - *\$0.60 Surcharge - \$879,971*
 - City Generated = 59% (\$519,183)
 - Outside City = 41% (\$360,788)
 - *\$515,000 Planned Sales Tax*

Going Forward

- “Water pays for Water” via new \$0.60 surcharge (\$1.20)
- Current Phase 1 Debt Service = \$1,069,000
- Estimated Phase 2 Debt Service = \$1,734,000
- Estimated Phase 3 Debt Service = \$3,293,000